

# T2 Datalogging Data Analysis Software

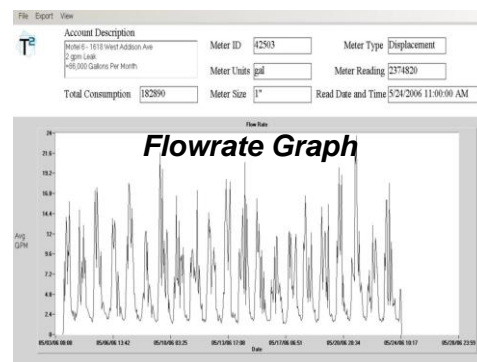
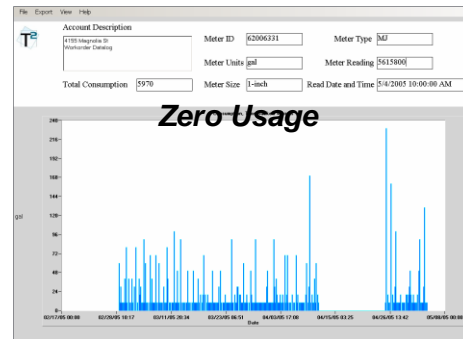
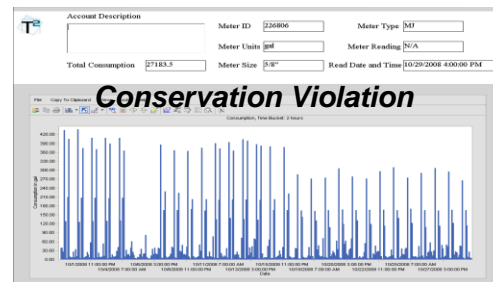
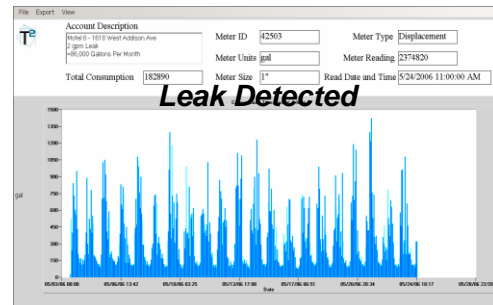
The T2 Datalogging Software is a stand-alone software tool for displaying and analyzing datalog files from M2 and M1B radios. With an R2m transceiver, the software can also download radio datalogs, making it a valuable tool for commercial end-customers wishing to analyze their own consumption.

## T2 Datalog Software features

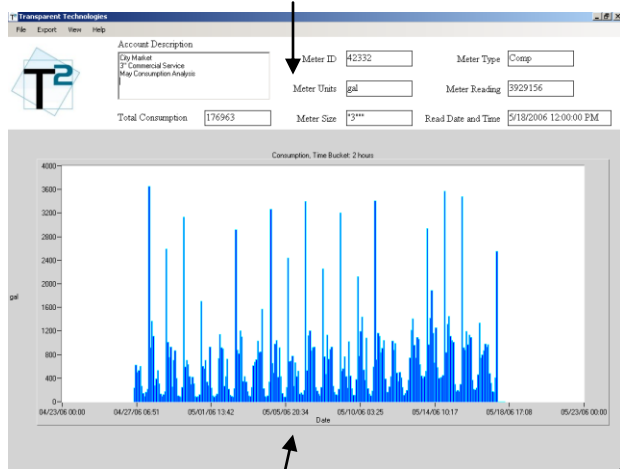
- Bar graph format for consumption analysis
- Line graph format for flowrate or instantaneous
- Data scaling and modification capability
- Data file review capability
- Export to worksheet functions
- Simple Legend and formatting for customer interface functions
- Complete Windows compatible for network integration
- Software is ideal for investigation of consumption events identified in G2 Mobile such as leaks, conservation violation, high usage, zero usage, backflow events, high flow events, etc.

## Formatting Options

File Format: CSV with format header



## Editable Legend



Data